

# Census 2022 - LGBTQ+

### Introduction

Over the course of this year detailed results have been being released from the 2022 census. These show a Scotland which is not only increasing in population but more diverse than ever. For the first time the census collected data specifically data on LGBTQ+ people.

### Scotland's Census & LGBTQ+

Census Day was 20<sup>th</sup> March 2022. This census collected data on Scotland's LGBTQ+ population through two new questions. One on sexual orientation. And one on trans history or status..

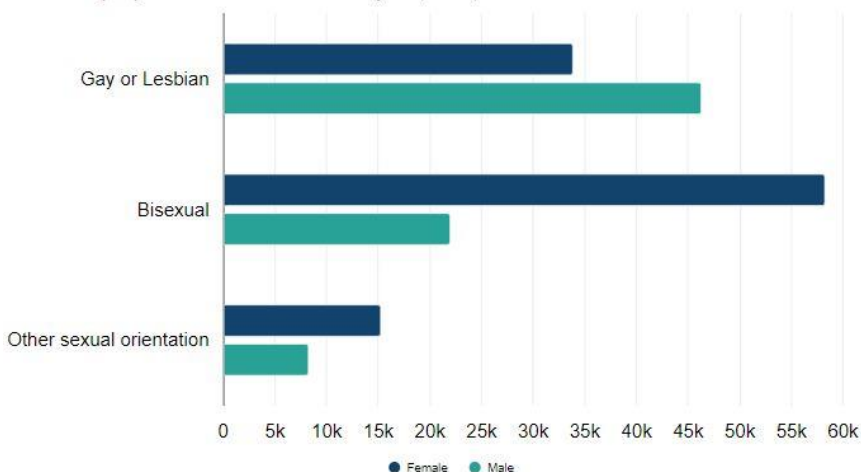
The sexual orientation question asked people to describe their orientation as "Straight / Heterosexual", "Gay or Lesbian", "Bisexual" or "Other sexual orientation".

The trans status question was question was "Do you consider yourself to be trans, or have a trans history?". People were asked to tick "No" or "Yes". People who ticked "Yes" were asked to describe their trans status (for example, non-binary, trans man, trans woman).

### LGB+

There were 183,860 LGB+ people in Scotland. This is 4.0% of people aged 16 and over.

Number of people who identified as LGB+ by sex, 2022, Scotland



Around 2 in every 5 LGB+ people identified as bisexual (43.6%). This is 80,260 people. A similar number of people (80,100) identified as gay or lesbian (43.6%). The number of females (58,260) identifying as bisexual was more than double the number of males (21,990)

### KEY POINTS:

- This is the first census to collect data specifically about the LGBTQ+ population.
- There were 183,860 LGB+ people in Scotland. This is 4.0% of people aged 16 and over.
- The census found that there were 19,990 trans people in Scotland. This is 0.44% of people aged 16 and over
- Almost half (45.2%) of trans people identify as 'non-binary'.

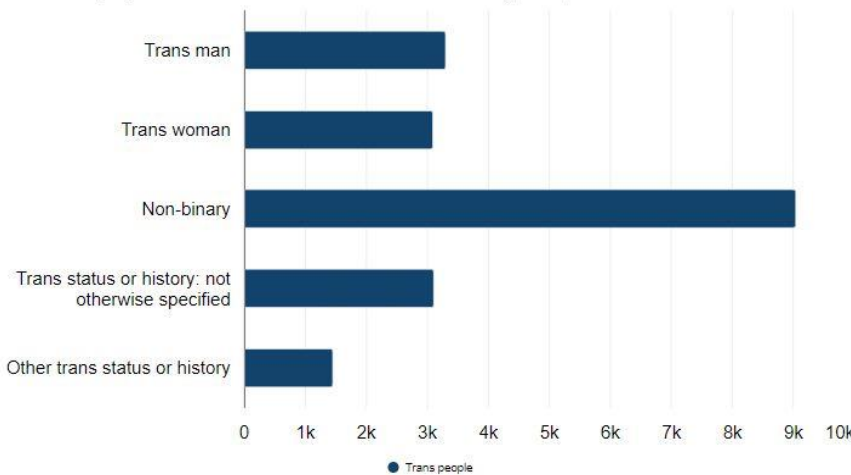
## LGB+ (cont)

The 'other sexual orientation' category (23,500 people) includes a number of different groups of people. Over a third (35.6%) of people in this category did not specify their sexual orientation. The most common responses in this category were 'pansexual', 'asexual' and 'queer'. Those three different groups account for over half (57.1%) of people in this category..

## Trans

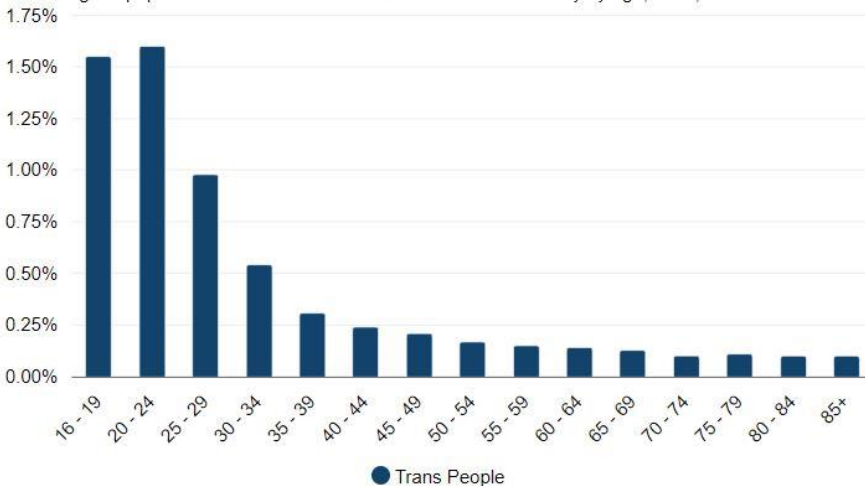
The census found that there were 19,990 trans people in Scotland. This is 0.44% of people aged 16 and over. Almost half (45.2%) of trans people identify as 'non-binary'. This is 9,030 people in total.

Number of people who identified as trans or had a trans history, 2022, Scotland



One in six trans people identified as trans men (3,310). A similar number of people identified as trans but did not provide any further detail (3,110). A similar number of people identified as trans women (3,090). The 'other trans status or history' category (1,450 people) includes a number of different groups of people. The most common responses in this category were 'genderfluid', 'agender' and 'genderqueer'. Those three different groups account for around two thirds of people in this category.

Percentage of population who identified as trans or had a trans history by age, 2022, Scotland



Almost half (46.1%) of trans people were aged 16 to 24. Around a quarter (26.0%) were aged 25 to 34. For comparison, 12.8% of all people aged 16 and over were aged 16 to 24. And 15.3% were aged 25 to 34.

## Action for branches

Scotland – and Scotland's workforces - are more diverse than ever before. Branches should ensure that employer policies reflect this.

## Additional reading

- [Scotland's census](#)
- [making sense of the census \(BBC\)](#)



Contact UNISON's Bargaining & Campaigns team:

Stephen Low  
[s.low2@unison.co.uk](mailto:s.low2@unison.co.uk)

Susan Galloway  
[s.galloway@unison.co.uk](mailto:s.galloway@unison.co.uk)

Fiona Montgomery  
[f.montgomery@unison.co.uk](mailto:f.montgomery@unison.co.uk)

0141 342 2811  
0800 0 857 857